


# Coupling for HDPE Pipe

## STYLE 995N



SEE VICTAULIC PUBLICATION 10.01 FOR DETAILS

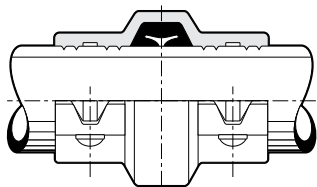
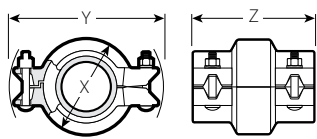
Victaulic Style 995N HDPE couplings have sharp gripping teeth on both sides of the coupling which grip into the HDPE pipe around the circumference. As the housings are tightened pad-to-pad, the four bolts (two on 2"/50 mm and 63 mm sizes) force the teeth to engage into the pipe wall. This design permits direct joining of HDPE pipe without fusing equipment. Sizes 4" through 14" (imperial sizes only) are FM Approved for fire protection services.



The 14 - 20"/350 - 500 mm sizes use a T-bolt (patented) which is designed to ease alignment of the bolt pad during assembly.

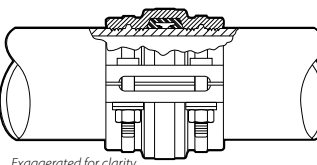
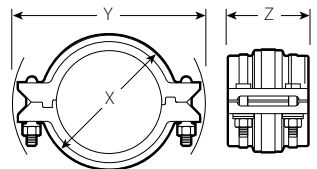
Couplings are supplied with plated carbon steel bolts and nuts and hardened steel washers that are pre-lubricated to ease installation. A choice of either U.S. imperial or ISO metric bolts and nuts is available. Clearly specify choice on order. For special conditions, Type 304 or Type 316 stainless steel bolts and nuts are available. Contact Victaulic for details.

### DIMENSIONS



Exaggerated for clarity

3 - 12"/(80 - 300 MM SIZES  
(2"/50 MM & 63 MM HAS 1 BOLT PER SIDE)



Exaggerated for clarity

14 - 20"/350 - 500 MM SIZES

Pipe Size		Coupling Dim. Inches/mm			Bolt/Nut No. - Size		Aprx. Wgt. Ea.
Nom. Dia. In./mm	Actual Out. Dia. In./mm	X	Y	Z	Inches	Lbs. kg	
2 50	2.375 60.3	3.34 85	6.25 159	3.63 92	2 - 1/2 x 3	4.0 1.8	
63 †	63.6	88	162	92	2 - M12 x 76 Lg.	1.7	
3 80	3.500 88.9	4.58 116	7.15 182	4.56 116	4 - 1/2 x 3 1/4	8.2 3.7	
90 †	90.9	116	182	116	4 - M12 x 83 Lg.	3.7	
110 †	111.0	145	207	145	4 - M12 x 83 Lg.	5.5	
4 100	4.500 114.3	5.88 149	8.25 210	5.75 146	4 - 1/2 x 3 1/4	12.5 5.7	
125 †	126.2	161	220	146	4 - M12 x 83 Lg.	5.8	
140 †	141.3	176	259	149	4 - M16 x 102 Lg.	7.1	
5 125	5.563 141.3	6.94 176	10.19 259	5.88 149	4 - 5/8 x 4	15.7 7.1	
6 150	6.625 168.3	8.00 203	11.13 283	5.88 149	4 - 5/8 x 4	16.4 7.4	
160 †	161.5	194	276	149	4 - M16 x 102 Lg.	7.7	
180 †	181.7	217	303	149	4 - M16 x 102 Lg.	8.8	
200 †	201.8	240	336	152	4 - M16 x 102 Lg.	10.9	
225 †	227.1	265	345	152	4 - M16 x 102 Lg.	11.9	
8 200	8.625 219.1	10.50 267	13.50 343	6.00 152	4 - 5/8 x 4 1/4	26.9 12.2	
250 †	252.3	293	405	165	4 - M20 x 159 Lg.	19.1	

Pipe Size		Coupling Dim. Inches/mm			Bolt/Nut No. - Size		Aprx. Wgt. Ea.
Nom. Dia. In./mm	Actual Out. Dia. In./mm	X	Y	Z	Inches	Lbs. kg	
10 250	10.750 273.0	12.38 314	16.63 422	6.50 165	4 - 3/4 x 6 1/4	38.0 17.2	
280 †	282.6	321	430	165	4 - M20 x 159 Lg.	20.7	
315 †	317.9	356	468	178	4 - M22 x 165 Lg.	24.5	
12 300	12.750 323.9	14.38 365	18.75 476	7.00 178	4 - 7/8 x 6 1/2	47.8 21.7	
355 †	358.2	413	559	218	4 - M24 x 178 Lg.	38.6	
14 350	14.000 355.6	16.25 413	22.00 559	8.58 218	4 - 1 x 7 §	72.0 32.7	
400 †	403.6	465	612	229	4 - M24 x 178 Lg.	45.4	
16 400	16.000 406.4	18.25 464	24.13 613	9.00 229	4 - 1 x 7 §	100.0 45.5	
450 †	454.1	516	660	241	4 - M24 x 178 Lg.	56.7	
18 450	18.000 457.0	20.25 514	26.00 660	9.50 241	4 - 1 x 7 §	125.0 56.7	
500 †	504.5	566	706	254	4 - M24 x 178 Lg.	63.5	
20 500	20.000 508.0	22.25 565	27.75 705	10.00 254	4 - 1 x 7 §	140.0 63.5	

§ Supplied with T-bolts and rocker washers (patent pending).

† All dimensions and weights are metric only.

### JOB OWNER

System No. \_\_\_\_\_  
Location \_\_\_\_\_

### CONTRACTOR

Submitted By \_\_\_\_\_  
Date \_\_\_\_\_

### ENGINEER

Spec Sect \_\_\_\_\_ Para \_\_\_\_\_  
Approved \_\_\_\_\_  
Date \_\_\_\_\_

## Coupling for HDPE Pipe

STYLE 995N



SEE VICTAULIC PUBLICATION 10.01 FOR DETAILS

### PERFORMANCE

#### CAUTION

- Victaulic Style 995N products are qualified for use on HDPE ONLY. These products should not be used on other plastic materials.
  - Failure to follow this instruction could result in personal injury, improper installation, leakage or joint separation.
- Always refer to Victaulic I-900 instruction handbook before assembly.

Victaulic HDPE products are designed to mechanically join HDPE (\*high density polyethylene conforming to ASTM D-3035 and F-714, at ambient temperatures) pipe of wall thicknesses from SDR 32.5 to 7. Victaulic HDPE products have integral rows of gripping teeth in each side of the housing which bite into HDPE pipe around the entire circumference. This eliminates special heat fusion, solvent joining or special adapters.

**Victaulic HDPE products are not intended for use on PVC pipe or other materials.** Victaulic lubricant should **not** be used with HDPE pipe.

HDPE pipe brands we have tested indicate that the working pressure of Victaulic HDPE products are dictated by the working pressure of the pipe. The pipe manufacturers listing is dependent upon wall thicknesses, pipe composition and temperature. Pipe tolerances shown in the charts are \*at +70°F (+21°C) and for rigid pipe with SDR of 20 or lower.

\*At ambient temperatures.

Pipe – In./mm		Dimensions – In./mm			Pipe – In./mm		Dimensions – In./mm		
Nom. Dia.	Act. Out. Dia.	Outside Dia. Size Tol. *		Max. Out of Round Tol.*	Nom. Dia.	Act. Out. Dia.	Outside Dia. Size Tol. *		Max. Out of Round Tol.*
2	2.375	2.375	± 0.016	0.060	10	10.750	10.750	± 0.048	0.350
50	60.3	60.3	0.406	1.524	250	273.0	273.0	1.219	8.890
3	3.500	3.500	± 0.016	0.070	12	12.750	12.750	± 0.057	0.450
80	88.9	88.9	0.406	1.778	300	323.9	323.9	1.448	11.430
4	4.500	4.500	± 0.020	0.090	14	14.000	14.000	± 0.063	0.500
100	114.3	114.3	0.508	2.286	350	355.6	355.6	1.600	12.700
5	5.563	5.563	± 0.025	0.110	16	16.000	16.000	± 0.072	0.560
125	141.3	141.3	0.635	2.794	400	406.4	406.4	1.830	14.224
6	6.625	6.625	± 0.030	0.130	18	18.000	18.000	± 0.081	0.630
150	168.3	168.3	0.762	3.302	450	457.2	457.2	2.060	16.002
8	8.625	8.625	± 0.039	0.170	20	20.000	20.000	± 0.090	0.700
200	219.1	219.1	0.990	4.318	500	508.0	508.0	2.290	17.780

\*At ambient temperatures.

## Coupling for HDPE Pipe

STYLE 995N



SEE VICTAULIC PUBLICATION 10.01 FOR DETAILS

### PERFORMANCE

Pipe – In./mm	Dimensions – In./mm * &		
	Nom. Dia.	Outside Dia.	
	Min.	Max.	
63	63.0	63.6	1.5
90	90.0	90.9	1.8
110	110.0	111.0	2.2
125	125.0	126.2	2.5
140	140.0	141.3	2.8
160	160.0	161.5	3.2
180	180.0	181.7	3.6
200	200.0	201.8	4.0
225	225.0	227.1	4.5
250	250.0	252.3	5.0
280	280.0	282.6	9.8
315	315.0	317.9	11.1
355	355.0	358.2	12.5
400	400.0	403.6	14.0
450	450.0	454.1	15.6
500	500.0	504.5	17.5

\* At Ambient Temperature (23.0 C)  
& As specified in AZ/NZS 4130

# Coupling for HDPE Pipe

STYLE 995N



SEE VICTAULIC PUBLICATION 10.01 FOR DETAILS

## MATERIAL SPECIFICATIONS

**Housing:** Ductile iron conforming to ASTM A-536, grade 65-45-12.

**Housing Coating:** Orange enamel

- **Optional:** Hot dip galvanized
- **Optional:** Zinc electroplated

**Gasket:** (specify choice\*)

- **Grade “E” EPDM**

EPDM (Green color code). Temperature range –30°F to +230°F/–34°C to +110°C. Recommended for cold and hot water service within the specified temperature range plus a variety of dilute acids, oil-free air and many chemical services. UL classified in accordance with ANSI/NSF 61 for cold +86°F/+30°C and hot +180°F/+82°C potable water service. NOT RECOMMENDED FOR PETROLEUM SERVICES.

- **Grade “T” nitrile**

Nitrile (Orange color code). Temperature range –20°F to +180°F/–29°C to +82°C. Recommended for petroleum products, air with oil vapors, vegetable and mineral oils within the specified temperature range. Not recommended for hot water services over +150°F/+66°C or for hot dry air over +140°F/+60°C.

\*Services listed are General Service Recommendations only. It should be noted that there are services for which these gaskets are not recommended. Reference should always be made to the latest Victaulic Gasket Selection Guide for specific gasket service recommendations and for a listing of services which are not recommended.

**Bolts/Nuts/Washers:** Heat treated carbon steel, plated, track-head with lubricated anti-galling resistant coating conforming to physical properties of ASTM A-183 minimum tensile 110,000 psi/758340 kPa.

The 2 - 12"/50 - 300 mm sizes are supplied with hardened steel washers meeting ASTM F-436 Type 3 (weathering steel).

The 14 - 20"/350 - 500 mm sizes are supplied with a T-bolt (patented) assembly. Contact Victaulic for details.

- **Optional:** Type 316 stainless steel with lubricated anti-galling resistant coating.
- **Optional:** Galvanized with lubricated anti-galling resistant coating.

## WARRANTY

Refer to the Warranty section of the current Price List or contact Victaulic for details.

## NOTE

This product shall be manufactured by Victaulic or to Victaulic specifications. All products to be installed in accordance with current Victaulic installation/assembly instructions. Victaulic reserves the right to change product specifications, designs and standard equipment without notice and without incurring obligations.